

# MLL Team Parent Resource

2024



THANK YOU!

## vol·un·teer·ism

the use or involvement of volunteer labor, especially in community services.

MLL is 100% wholly operated by volunteers. We rely on volunteers to make this league, each season, a success.

**THANK YOU** for taking on this very important role!



# Overview

- Volunteer Signup and JDP Background Checks
- Team Parent Responsibilities
- Deadlines
- Player Uniform
- Parent Volunteers
- Division Start Dates
- General Complex Rules
- Communication
- Additional Notes/Tips

- **Volunteer Signup and JDP Background Checks**
- Team Parent Responsibilities
- Deadlines
- Player Uniform
- Parent Volunteers
- Division Start Dates
- General Complex Rules
- Communication
- Additional Notes/Tips

# Volunteer Signup

- All volunteers must sign up through Sports Connect
  - Login to your Account
  - Choose **VOLUNTEER** on the left side panel
- After signup, volunteers will receive a link from JDP
- JDP is the company designated by Little League International® to complete background checks. This is required by Little League International®
- Volunteers are not allowed to participate in League activities until a background check is complete.



# Volunteer Signup

- There is only a 14-day window to provide information through the JDP link – do not delay. A new link will have to be provided if you miss the 14-day window
- Volunteers must sign up for the appropriate program/role/division to be allocated appropriately in Sports Connect.
- Volunteers must sign up for multiple roles, if applicable, to be placed on the appropriate volunteer list/email distribution.
- Volunteers must also complete an abuse awareness training and submit their certificate of completion.
  - Link to training: <https://usabdevelops.com/page/3532/courses>



- Volunteer Signup and JDP Background Checks
- **Team Parent Responsibilities**
- Deadlines
- Player Uniform
- Parent Volunteers
- Division Start Dates
- General Complex Rules
- Communication
- Additional Notes/Tips

# Team Management

- Communicate all League/team information
  - Send welcome email once roster is received
  - Clearly communicate all information/deadlines; several reminders may be needed
    - Fundraiser
    - Uniform (Online)
    - Hat back embroidery
    - Trophies
    - Pictures
    - End of season celebration
- Collect and submit all team orders/monies
  - Organize order forms and payment
  - Consider using Venmo, PayPal, Zelle for money collection





# Team Management

- Collect and manage signed Medical Release forms
  - Electronic form
  - Found at **RESOURCES > VOLUNTEER RESOURCES > TEAM PARENTS**

# Team Management: *End of Season*

- Don't forget to collect money for:
  - End of Season celebration
    - Pizza, drinks, treat
    - Please see Jimmy Richardson at the concession for Papa John's pizza orders! (optional)
- **TIP:** Include this monetary contribution in your correspondence so you are not asking for additional money throughout the season



- Volunteer Signup and JDP Background Checks
- Team Parent Responsibilities
- **Deadlines**
- Player Uniform
- Parent Volunteers
- Division Start Dates
- General Complex Rules
- Communication
- Additional Notes/Tips

# Fundraising Orders

- Fundraising orders and money **DUE Saturday, March 2** at the Bingo Hall. Drop off between 9AM and 12PM
- Fundraising orders should be picked up on **Wednesday, April 10** between 6PM and 8PM at the Bingo Hall
- Reminders will post to social media before each deadline but please remind your team!

# Uniform Orders

(Softball and Baseball)

- Players in the following divisions receive a full uniform with registration:
  - Majors, Intermediate 50/70, Juniors, Seniors & Challengers
- All other baseball divisions will receive a shirt and hat. All other softball divisions will receive a shirt & socks.
- You can purchase additional items through the online store. These items will be distributed with team uniforms.
- Orders due by **Tuesday, February 27 @ midnight**



# Hat Back Embroidery (Baseball)

- \$5.00 per hat
- Hat back embroidery orders (typed form preferred) and payment **DUE March 20 or April 17 depending on division**
- Submit order and payment to Chuck Boyle at Bingo Hall at the time of uniform pick up
- **First Name OR Last Name OR Nickname** (no combo) on form
- One check payable to Chuck Boyle
- Hats to be picked up from 6371 Yellowrose Lane in the Courtyards of Pebble Creek

# Trophy Orders

- Visit [www.crowntrophy.com/store-111](http://www.crowntrophy.com/store-111)
- \$6.00 – \$10.00
  - Don't present an option to the team – just pick!  
The kids will love whatever trophy you choose
- Money and order form **DUE Saturday, March 23** at the Bingo Hall. Drop off between 9AM and 12PM
- One check per team payable to Crown Trophy

# Pictures

- All pictures will be held in the Bingo Hall on **Opening Day - Saturday, April 20** rain or shine
- MLL will work to align picture schedule with game schedules
- Please provide your team with the picture form in advance of Opening Day



- Volunteer Signup and JDP Background Checks
- Team Parent Responsibilities
- Deadlines
- **Player Uniform**
- Parent Volunteers
- Division Start Dates
- General Complex Rules
- Communication
- Additional Notes/Tips

# TEE BALL AND BASEBALL DIVISIONS

Uniform

# Uniform

## Tee Ball/Coach Pitch Baseball

Included in registration:

- Tee Ball and Coach Pitch Jr. & Sr.
  - Jersey and hat
    - NOTE: Players are able, but not required, to purchase pants, socks and belts through MLL's new online ordering system.

# Uniform Baseball

Included in registration:

- MINORS

- Jersey and hat
















- NOTE: Players are able, but not required, to purchase pants, socks and belts through MLL's new online ordering system.

- MAJORS, Intermediate 50/70, Juniors, Seniors & Challengers

- Full uniform: Jersey, pants, hat, socks, belt

- NOTE: Players may submit additional orders for pants/socks/belts through the online ordering system.

# Uniform Baseball

BASEBALL TEAM BELT AND SOCK COLORS		
TEAM	COLOR	
ATHLETICS	GREEN	
BRAVES	NAVY BLUE	
DIAMONDBACKS	BLACK	
METS	ROYAL BLUE	
ORIOLES	BLACK	
PIRATES	BLACK	
RANGERS	ROYAL BLUE	
RAYS	NAVY BLUE	
ROCKIES	BLACK	
WHITE SOX	BLACK	
YANKEES	NAVY BLUE	
CUBS	RED	
GIANTS	ORANGE	
MARLINS	TEAL	
NATIONALS	RED	

# Uniform

- Size Charts

## YOUTH APPAREL

	CHEST SIZE	WAIST SIZE
XXS	22-24	19-21
XS	24-26	21-23
SMALL	26-28	23-25
MEDIUM	28-30	25-27
LARGE	30-32	27-29
XL	32-34	29-31
2XL	34-36	31-33

## ADULT APPAREL

	CHEST SIZE	WAIST SIZE
XS	32	26
SMALL	34-36	28-30
MEDIUM	38-40	32-34
LARGE	42-44	36-38
XL	46-48	40-42
2L	50-52	44-46
3XL	54-56	48-50
4XL	58-60	52-54



# SOFTBALL DIVISIONS

Uniform

# Uniform Softball

Included in registration:

- Coach Pitch and Machine Pitch
  - Jersey and socks
    - NOTE: Players are able, but not required, to purchase pants and belts through MLL's new online ordering system.



# Uniform Softball

Included in registration:

- MINORS
  - Jersey and socks
    - NOTE: Players are able, but not required, to purchase pants and belts through MLL's new online ordering system.
- MAJORS & JUNIORS
  - Full uniform: Jersey, pants, socks, & belt
    - NOTE: Players may submit additional orders for pants/belts through the online ordering system.

# Uniform Softball

- Size Charts

GIRLS' APPAREL

	BUST	WAIST	HIP
XS	22-24	20-21.5	22-25
SMALL	24-26.5	21.5-23	25-29
MEDIUM	26.5-29	23-25	29-32
LARGE	29-32	25-27	32-35
XL	32-35	27-29	35-37

WOMEN'S APPAREL

	BUST	WAIST	HIP
XS	31-33	24-26	34-36
SMALL	33-35	26-28	36-38
MEDIUM	35-37	28-30	38-40
LARGE	37-39.5	30-33	40-43
XL	39.5-42	33-36	43-46
2XL	42-45	36-40	46-49
3XL	45-48	40-44	49-52

# Uniform Softball

SOFTBALL TEAM BELT AND SOCK COLORS		
TEAM	COLOR	
VIRGINIA TECH - HOKIES	ORANGE	
CLEMSON - TIGERS	PURPLE	
MICHIGAN - WOLVERINES	YELLOW/GOLD	
GEORGIA - BULLDOGS	RED	
UVA - CAVALIERS	ORANGE	
FLORIDA - GATORS	ORANGE	
GMU - PATRIOTS	GREEN	
ARIZONA - WILDCATS	RED	
JMU - DUKES	PURPLE	
UCF - KNIGHTS	BLACK	
TEXAS - LONGHORNS	ORANGE	

- Volunteer Signup and JDP Background Checks
- Team Parent Responsibilities
- Deadlines
- Player Uniform
- **Parent Volunteers**
- Division Start Dates
- General Complex Rules
- Communication
- Additional Notes/Tips

# Parent Volunteers

- Concession
  - Each team is required to work 1 – 2 concession shifts per season
    - 2 hr. shifts; 4 – 5 volunteers at least 13 years of age
    - To be scheduled before or after your team's scheduled games – NOT DURING
    - We ask that parents help out with this volunteer responsibility (versus team parent and coaches)

- Volunteer Signup and JDP Background Checks
- Team Parent Responsibilities
- Deadlines
- Player Uniform
- Parent Volunteers
- **Division Start Dates**
- General Complex Rules
- Communication
- Additional Notes/Tips

# Season Schedule

## Baseball and Softball

- MINORS AND OLDER
  - Practices begin week of **February 26**
- COACH PITCH SR./MACHINE PITCH  
SOFTBALL
  - Practices begin week of **March 11**
  - MLL is working on the practice/game schedule.  
More information to come!

# Season Schedule Baseball and Softball

- TEE BALL & COACH PITCH JR. BASEBALL
  - Practices begin week of **March 18**
  - Games begin **April 20**
- COACH PITCH SOFTBALL
  - Practices begin **March 16**
  - Games being **April 20**

MLL is working on the practice/game schedule.  
More information to come!



- Volunteer Signup and JDP Background Checks
- Team Parent Responsibilities
- Deadlines
- Player Uniform
- Parent Volunteers
- Division Start Dates
- **General Complex Rules**
- Communication
- Additional Notes/Tips

# General Complex Rules

- No pets, bicycles, skateboards, scooters
- No throwing balls against fences or buildings - can use wall ball stations at field 3 and 7
- Help keep the complex clean by picking up team and fan areas before you leave
- MLL is a tobacco free complex, this includes vaping
- Help maintain our rule of *“If there is a bat in your hand, there is a helmet on your head”*
- Lightning- Upon hearing the alarm, everyone is to go to their car and wait 30 minutes. This time will be extended after each lightning strike. An announcement will be made from the concession when play can resume

- Volunteer Signup and JDP Background Checks
- Team Parent Responsibilities
- Deadlines
- Player Uniform
- Parent Volunteers
- Division Start Dates
- General Complex Rules
- **Communication**
- Additional Notes/Tips

# How do I communicate this information?

- Email
  - Tonight! Please pump out all this information, particularly deadlines – INFO OVERLOAD
- Meet
  - At the first scheduled practice, don't be shy. After the team manager has made introductions, meet briefly with parents to introduce yourself, go over deadlines, answer questions
  - You are not alone! If you have questions regarding a deadline, a communication, any issues, please email
  - [info@mllball.org](mailto:info@mllball.org)

# MLL Communication

- [mllball.org](http://mllball.org)
  - Latest News; Resources; MLL Events Calendar
- Facebook
- Email
- Text Messaging

# MLL Communication

- Email
  - If parents do not already receive MLL email communications, please instruct parents to update their accounts online – be sure at least one email address has been provided on the account
- Text Messaging
  - MLL is working on a new league text messaging group for 2024, stay tuned to email for more information
- Complex/Field Closure
  - If weather causes field/complex closures, MLL will send notifications via text and email, post to all social media platforms, and update the field status at [mlball.org](http://mlball.org)
  - Information on closures will be posted at 4:00 p.m.



- Volunteer Signup and JDP Background Checks
- Team Parent Responsibilities
- Deadlines
- Player Uniform
- Parent Volunteers
- Division Start Dates
- General Complex Rules
- Communication
- **Additional Notes/Tips**

# TIPS

- Provide all deadlines now
- Collect all money up front
  - Accept checks; use apps like venmo, paypal, zelle
- Keep a log to track order/money/documentation
- Monitor Facebook, website and email for MLL communications
- Use apps like GroupMe for team communication



# NOTES

- Tee Ball, Coach Pitch Jr. Baseball & Coach Pitch Softball
  - Player baskets in the dugout assist with equipment organization (check out the Dollar Store)
  - Team Parents are allowed in the dugout for these three Divisions only
  - These younger Divisions typically organize post-game snack/drink
    - Ask about allergies
    - Send out a snack/drink schedule

# NOTES

- Coach Pitch Sr./Machine Pitch Softball and Older
  - Team Parents are not allowed in the dugout for older divisions
    - Review proper dugout etiquette with parents
    - Machine Pitch Division players may need to be reminded; Manager/Coaches may wish for assistance from outside of the dugout
  - Team Parents and other parents will be requested to assist with pitch count and scoreboard for older divisions